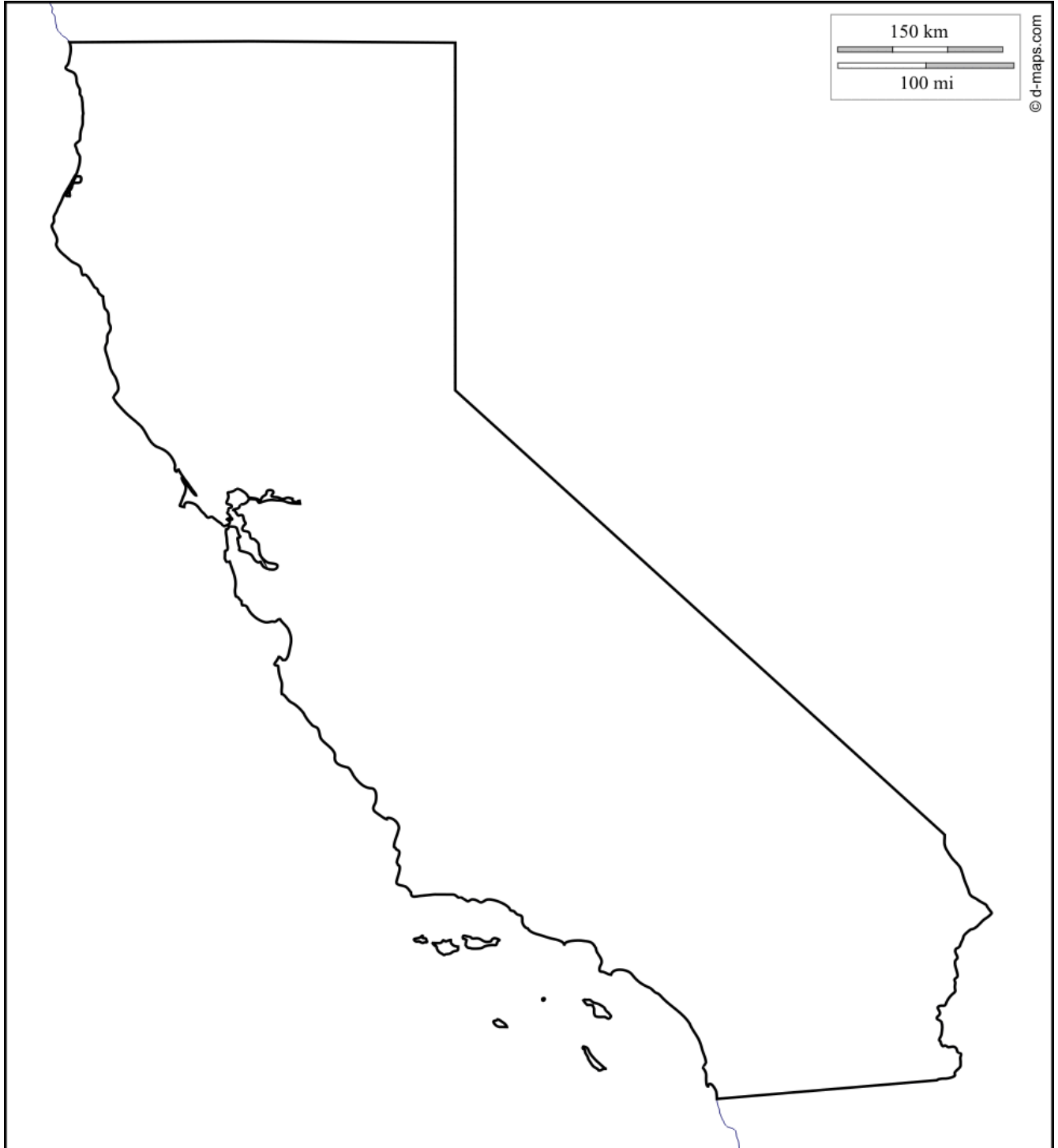


California Map

By: _____



California Missions List

Mission San Diego de Alcalá, in San Diego, founded 1769

Mission San Luis Rey de Francia, in Oceanside, founded 1798

Mission San Juan Capistrano, in San Juan Capistrano, founded 1776

Mission San Gabriel Arcángel, in San Gabriel, founded 1771

Mission San Fernando Rey de España, in San Fernando, founded 1797

Mission San Buenaventura, in Ventura, founded 1782

Mission Santa Bárbara, in Santa Barbara, founded in 1786

Mission La Purísima Concepción, northeast of Lompoc, founded in 1787

Mission Santa Inés, in Solvang, founded in 1804

Mission San Luis Obispo de Tolosa, in San Luis Obispo, founded in 1772

Mission San Miguel Arcángel, north of Paso Robles, founded in 1797

Mission San Antonio de Padua, northwest of Jolon, founded in 1771

Mission Nuestra Señora de la Soledad, south of Soledad, founded in 1791

Mission San Carlos Borromeo de Carmelo, south of Carmel, founded in 1770

Mission Santa Cruz, in Santa Cruz, founded in 1791

Mission San Juan Bautista, in San Juan Bautista, founded in 1797

Mission San José, in Fremont, founded in 1797

Mission Santa Clara de Asís, in Santa Clara, founded in 1777

Mission San Francisco de Asís, in San Francisco, founded in 1776

Mission San Rafael Arcángel, in San Rafael, founded in 1817

Mission San Francisco Solano, in Sonoma, founded in 1823

Mission Santa Bárbara, in Santa Barbara, founded in 1786

Mission Nuestra Señora de la Soledad, south of Soledad, founded in 1791

Mission San Carlos Borromeo de Carmelo, south of Carmel, founded in 1770

Mission Santa Cruz, in Santa Cruz, founded in 1791

Mission San Juan Bautista, in San Juan Bautista, founded in 1797

Mission San José, in Fremont, founded in 1797

Mission San Francisco de Asís, in San Francisco, founded in 1776

Mission San Rafael Arcángel, in San Rafael, founded in 1817

Mission San Francisco Solano, in Sonoma, founded in 1823



Mission Presentation Speech Outline



Today I would like to share my mission project and report with you. My mission is _____ which is located in/near _____.

This was the _____ (which number) mission. It was founded on _____. One important person who helped found it was _____. This mission site was chosen because _____

Now I would like to share two interesting facts about _____ (name of the mission)

First, _____

Also, _____

This mission was made of _____

(Explain what the mission looked like- unique features/bell towers/ buildings etc.) and had _____

If you visited _____ today, you could _____ (tell what you might do or see)

Now I'd like to share my project. For my project, I decided to make _____ (Show your project and tell us a little about it.)

My Presentation Date: _____

Name: _____

Mission Presentation



Soon, you will be giving a short presentation to share your mission with our class. The idea is to share a few highlights about what you have learned about your mission and to present the project you have created.

Here are the requirements:

- Your presentation should be between 3 - 7 minutes.
- *You need to follow the outline on the back of this page to be sure that all required bits of information have been covered. Different wording is okay as long as the same ideas are covered.*
- Your presentation should be mostly memorized (if at all possible). Note-cards or the outline on the back may be used.
- You should practice it many times at home so you feel confident and ready.

Please remember to:

- Use a loud voice so everyone can hear.
- If you use the outline or note cards, keep them low (at your belly button) so they don't block your voice.
- Stand up straight and tall.
- Try to use eye contact and look at the audience.

On your presentation day make sure to bring:

- Your completed mission report.
- Your project.
- Any presentation notes you may use (these notes will not be turned in).

Thanks!

California Missions Project



Name: _____

My Mission: _____

You will be researching one of California's missions, writing a report about it, creating a project related to it and making a presentation to the class. This is a big project but will be done in small pieces over the course of several weeks. Please note the due dates below to keep on track.

Due Dates:

Research for Report (done in class and at home) _____

Written Report (done in class) _____

Project Approved by: _____ Project (done at home) _____

Presentation (prepared at home, presented in class) _____

Written Report:

We will do a rough draft in class first (printing) and the final copy should be printed neatly, done in cursive or typed. The report will include the following:

1. Cover including the mission's name, your name, the due date, and a picture of the mission (either hand drawn or a photo).
2. Map: I will be giving you a map page. You will need to color this map and label it. You must include your mission, and our city.
3. The written report needs to have one (or two) well written paragraph(s) for each of the following topics:

Founding: date founded, where it is located, why the site was chosen, people important to founding

History: Was it always a mission or was it a hospital etc., what Native Americans did there, major crops, earthquakes (???), rebuilding dates

Description: major features, number and types of buildings, building material (adobe, wood)

Present Day: what is it like today, what it is used for, who manages it, how much of the original structure remains

4. Bibliography which includes at least 1 book or encyclopedia, and 2 internet sources.

Mission Project:

You will complete your mission project entirely at home. There are lots of possibilities for projects so choose one that sounds fun to you! You may even come up with an idea of your own. Your project idea must be approved by the date above. See the list of Mission Project Suggestions for ideas.

Presentation:

You will share your project with the class and tell the class a few important/interesting things about your mission. **You may not read your report but need to tell us the information in your own words.** Please practice this several times at home so you are comfortable with it. Your presentation should be timed at home and should be between 5 - 7 minutes.

Mission Project Research Notes

Name: _____



Notes are due and will be checked on: _____

Name of the mission: _____

Founding:

Date founded: _____

Where it was founded _____

Why the site was chosen _____

People important to the founding _____

History:

Was it always a mission or was it also used in for a different purpose? _____

What did the Native Americans do there?

Native American Uprisings (conflicts/revolts)?

Major crops _____

Earthquakes (?) _____

Rebuilding dates _____

Description:

Major features _____

Types of buildings/rooms _____

Building material _____

Present Day:

What is it like today _____

What is it used for _____

Who manages it _____

How much of the original structure remains _____

Bibliography: You need at least three sources: A book or encyclopedia and two internet sources.

For a book: write the title and the author.

For the encyclopedia: Write the name of the encyclopedia.

For an internet source: Write the web address. DO NOT write Google or Yahoo. These are search engines. Write the actual address. For example: www.californiamissions.com .

Sources:

1. _____

2. _____

3. _____


4. _____

Mission Project Rubric

Name: _____

Written Report:

- Cover _____/20
- Map _____/10
- Founding _____/10
- History _____/10
- Description _____/10
- Present Day _____/10
- Bibliography _____/10
- Correct spelling and punctuation _____/10
- Neatness _____/10



Total = _____/100 = _____

Project:

- Completed Project _____/90
- Neatness _____/10

Total = _____/100 = _____

Presentation:

- Voice volume _____/10
- Eye Contact _____/10
- Preparedness _____/10
- Presentation of Material _____/50
- Ability to answer questions _____/20

Total = _____/100 = _____

Mission Project Suggestions

1. Build a mission. **NO STORE BOUGHT KITS ALLOWED!**
2. Tour a mission and create a video tour explaining the parts of the mission, its history and its present day use. Show this to the class.
3. Compare 2 California missions.
4. Pretend you are Father Serra and write a diary of your journey through California.
5. Pretend you are a soldier at a Presidio and describe your life there.
6. Create a book of poetry with missions as your subject. Include at least 6 forms of poetry.
7. Pretend you are an Indian. Write an autobiography about your life before and after the Spanish came to California.
8. Make puppets and present a short puppet show about mission life.
9. Make a pamphlet or brochure about the mission.
10. Write a play dealing with missionaries and Indians. Present it to the class.
11. Make a picture book about a mission, drawing the illustrations and writing the text.
12. Make a musical instrument, used at California missions, out of natural resources.
13. Create a diorama of a mission. Include the structures and surrounding landforms.
14. Research the food eaten at a mission and prepare a recipe from this time period. Bring it to class to share. Create a mission cookbook with at least four recipes.
15. Create a PowerPoint of your mission, highlighting the parts of the mission, its history and present day use.
16. Your own idea?

Mission Project Grading


Mission projects will be given four different grades:

1. Written Report (writing grade)
2. Written Report (social studies grade)
3. Project (social studies grade)
4. Presentation (speaking standard/oral language grade)

Projects will be graded for completeness, neatness, and overall effort shown.

TIPS:

1. *Do your best!*
2. *Use your time wisely in class. The more you complete there, the less homework you will have.*
3. *Check and double-check your work for capitals, periods, correct spelling, neatness, etc.*
4. *Stay ahead of the due dates. Don't wait too long to get started.*



My California Mission:

By: _____

The Mission's Description



The Mission's Founding

The Mission's History
